

VERO VNA

High performance phase and amplitude stable test port cable

Features

- Repeatable measurement results
- Excellent Phase & amplitude stability
- Excellent Flexibility
- Low VSWR
- Robust Cable, high precision connectors
- Standard lengths: short delivery times

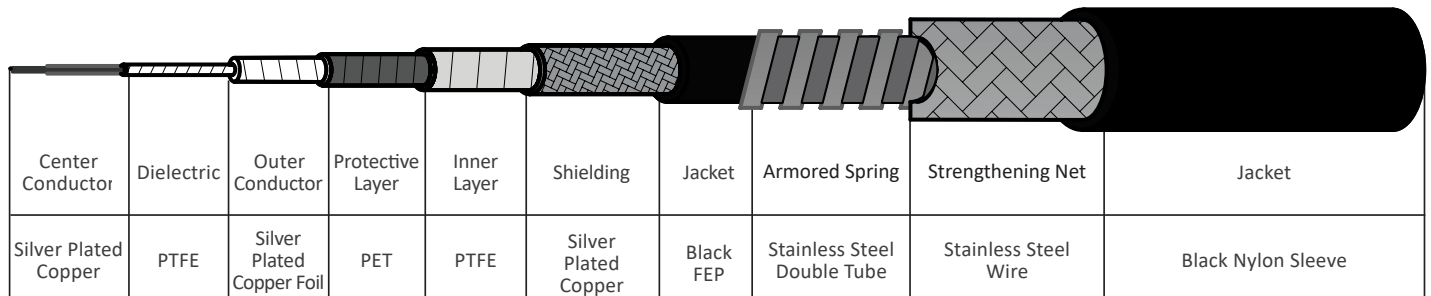
Typical Applications

- Vector Network Analyzer
- Laboratory Test
- Critical Test & Measurement
- Repeatable Accurate Measurement

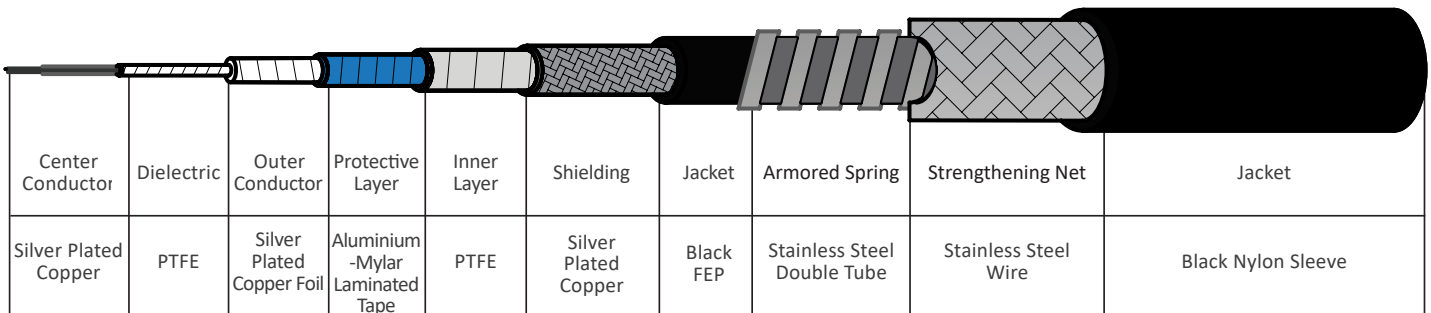


Cable Structure

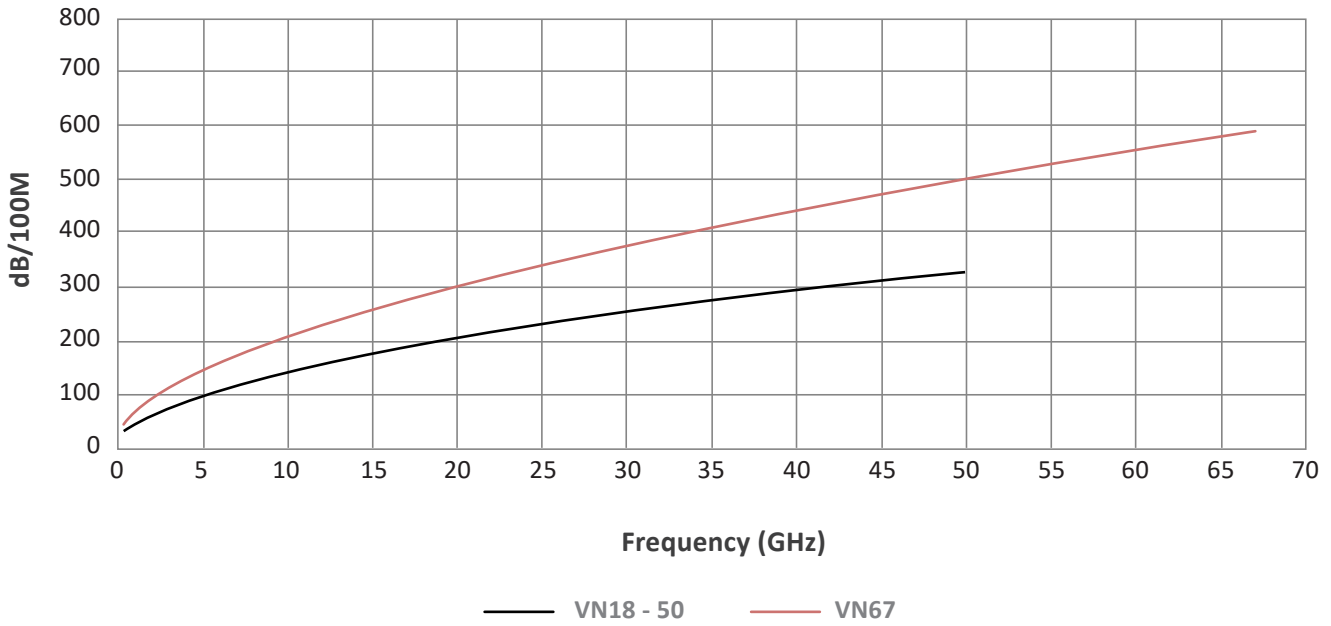
VN18 - VN50



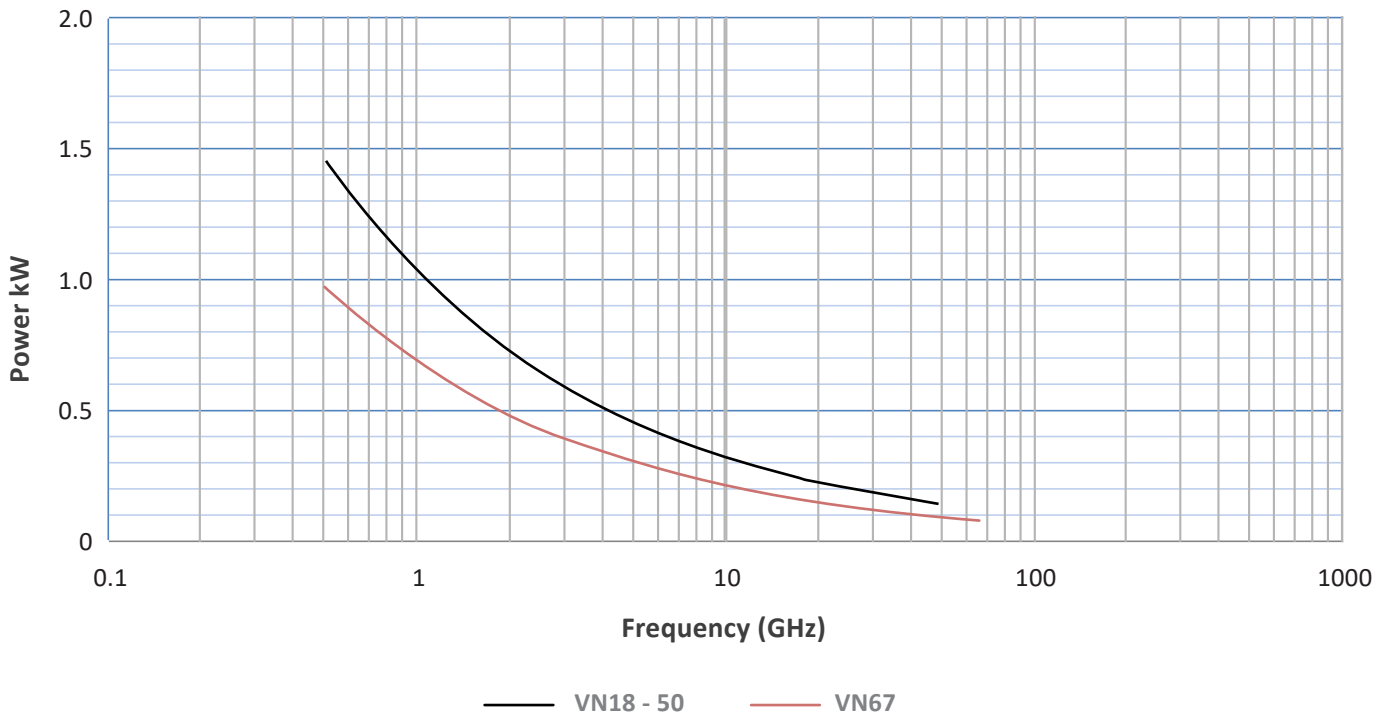
VN67



VEROVNA Attenuation



VEROVNA Average Power

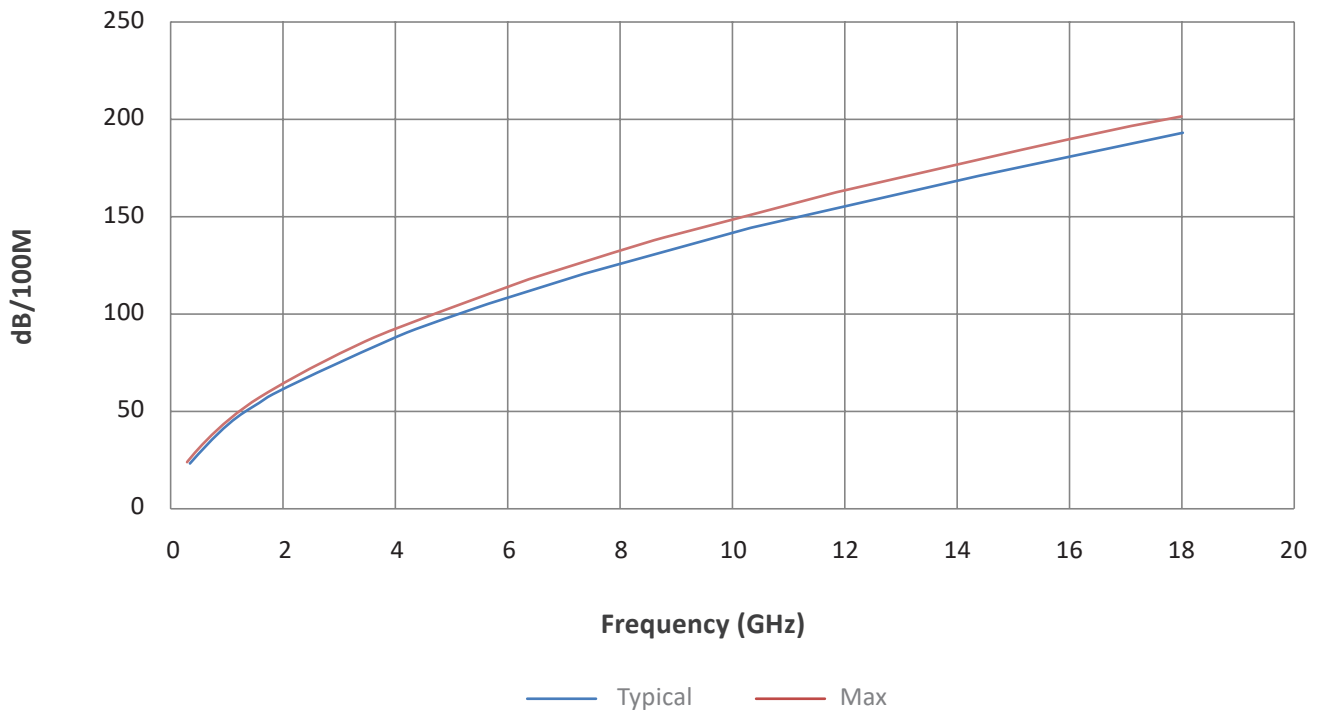




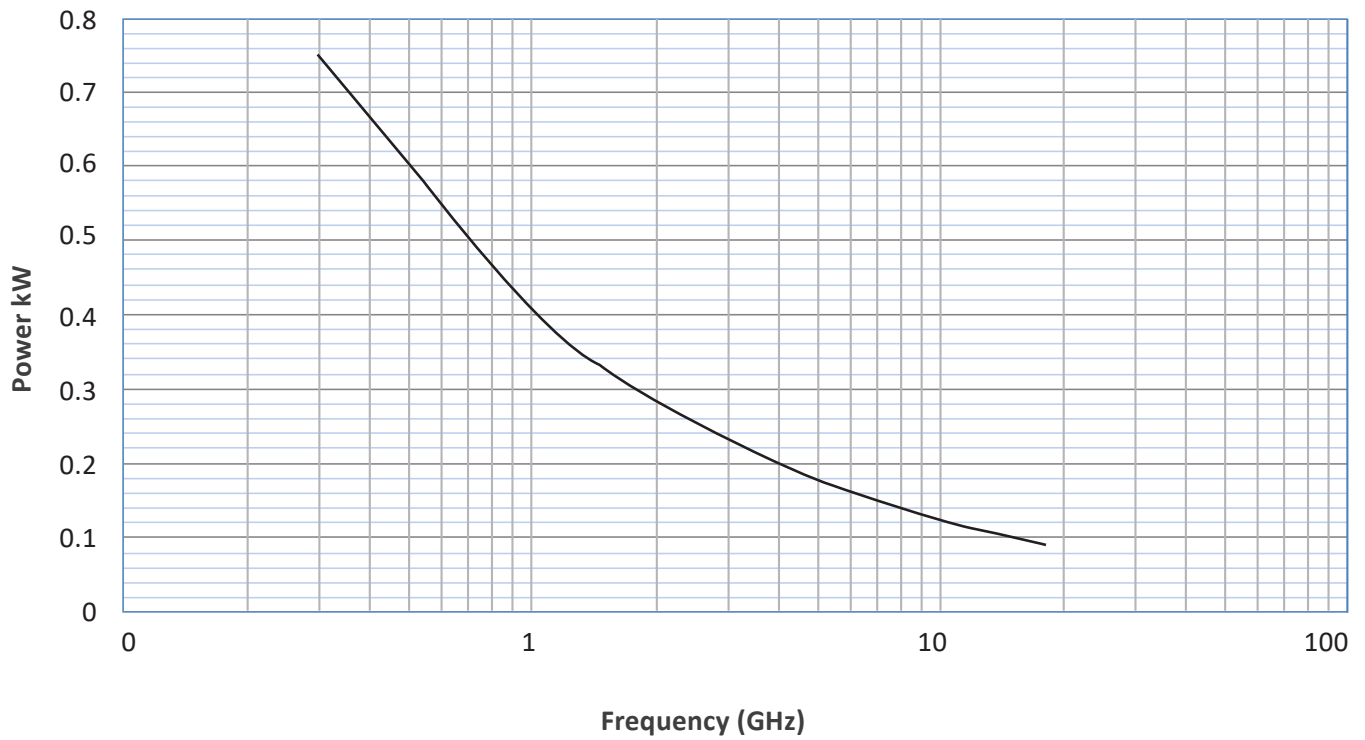
Specifications

Cable	VN18			VN26			VN40			VN50			VN67		
Center Conductor	Solid			Solid			Solid			Solid			Solid		
Overall Diameter (mm)	14.80			14.80			14.80			14.80			14.80		
Length (Inch)	25	38	48	25	38	48	25	38	48	25	38	48	25	38	48
Nominal Weight (g/m)	315	385	455	315	385	455	315	385	455	315	385	455	315	385	455
Minimum Bend Radius (mm)	74			74			74			74			74		
Max Flex Cycles	50,000			50,000			50,000			50,000			50,000		
Temperature Range (°C)	-40~+85			-40~+85			-40~+85			-40~+85			-40~+85		
Crush Resistance (kgf/cm)	150			150			150			150			150		
Maximum Frequency (GHz)	18			26.5			40			50			67		
Typical VSWR	1.18:1			1.18:1			1.25:1			1.25:1			1.35:1		
Maximum VSWR	1.25:1			1.25:1			1.32:1			1.35:1			1.40:1		
Typical Insertion Loss	1.42	2.05	2.54	1.75	2.53	3.12	2.17	3.13	3.88	2.45	3.53	4.36	4.27	6.21	7.70
Maximum Insertion Loss	1.77	2.41	2.90	2.16	2.93	3.53	2.66	3.62	4.37	2.98	4.07	4.90	4.59	6.54	8.03
Impedance (Nominal) (Ohms)	50			50			50			50			50		
Typical Amplitude Stability (dB)	±0.02	±0.02	±0.03	±0.01	±0.02	±0.03	±0.02	±0.02	±0.03	±0.01	±0.03	±0.03	±0.02	±0.02	±0.04
Maximum Amplitude Stability (dB)	±0.08	±0.1	±0.1	±0.08	±0.1	±0.1	±0.08	±0.1	±0.1	±0.08	±0.10	±0.13	±0.10	±0.13	±0.20
Typical Phase Stability (Degree)	±2.0	±2.0	±3.0	±2.0	±2.0	±3.0	±1.5	±3.0	±3.0	±1.5	±4.0	±4.0	±4.0	±5.0	±7.0
Maximum Phase Stability (Degree)	±2.5	±4.0	±4.0	±2.7	±5.5	±5.5	±3	±6	±6	±3.5	±8	±8	±8.5	±10.5	±10.5
Dielectric Costant (Nominal)	1.83			1.83			1.83			1.83			1.83		
Velocity of Propagation (Nominal) (%)	74			74			74			74			74		
Time Delay (Nominal) (ns/cm)	0.045			0.045			0.045			0.045			0.045		

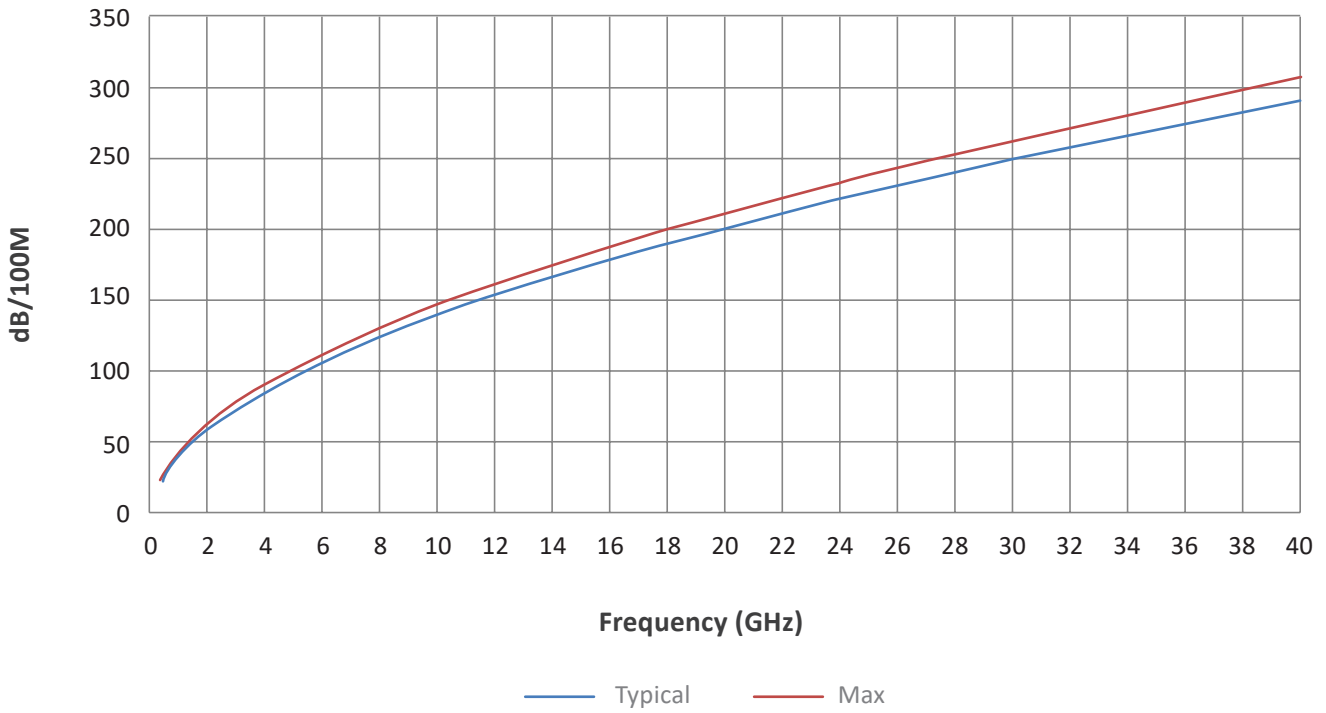
VN18 Attenuation



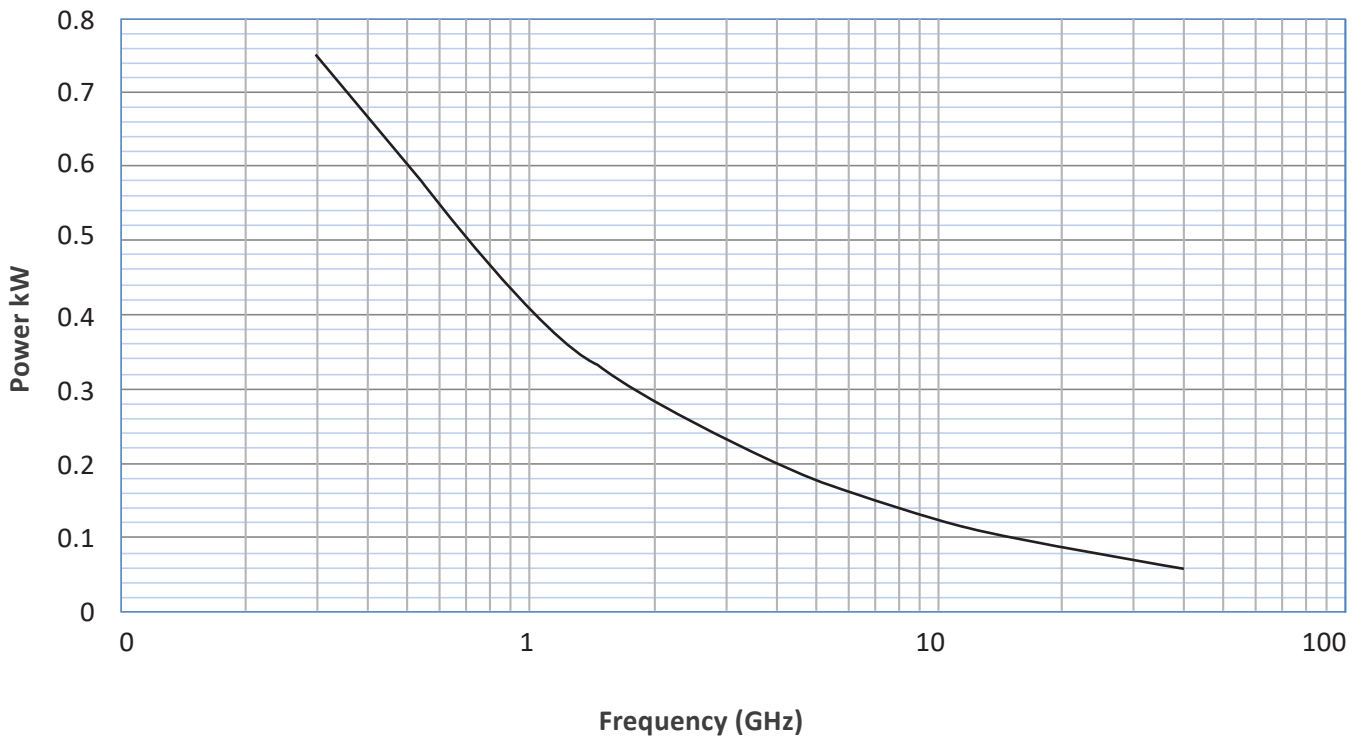
VN18 Average Power



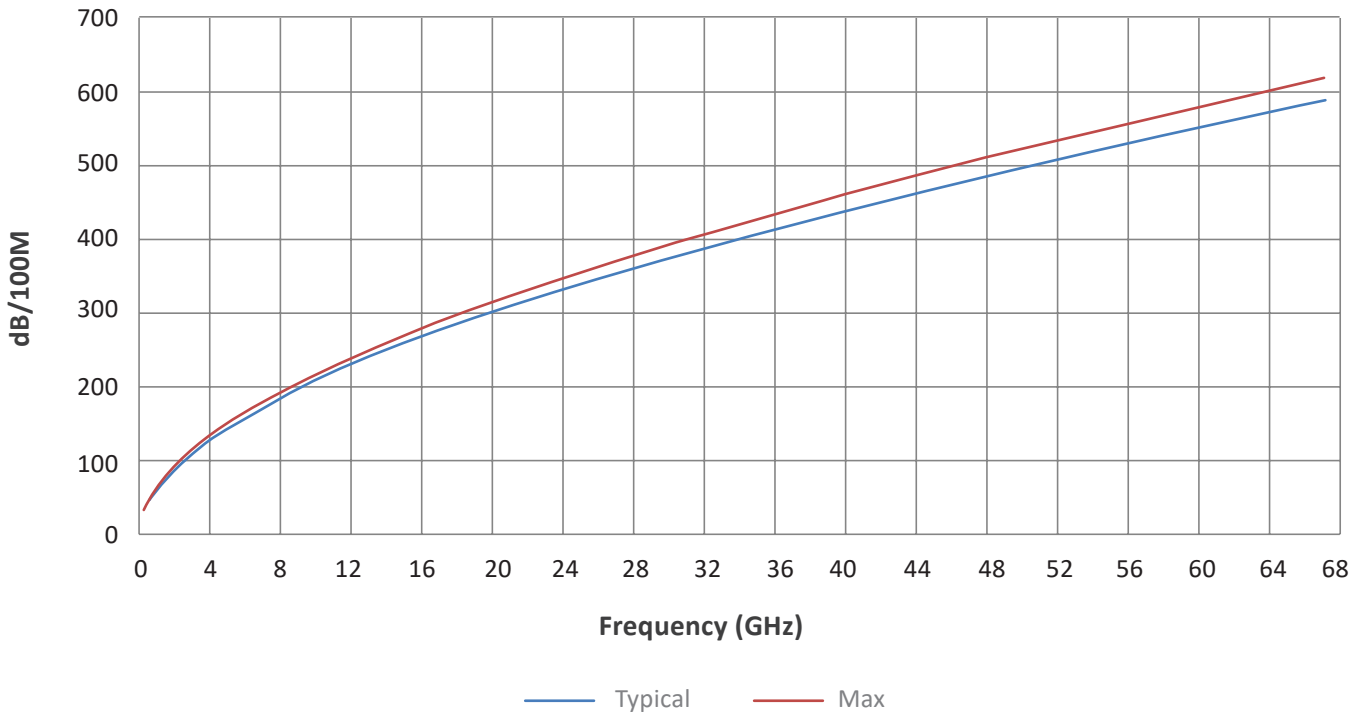
VN40 Attenuation



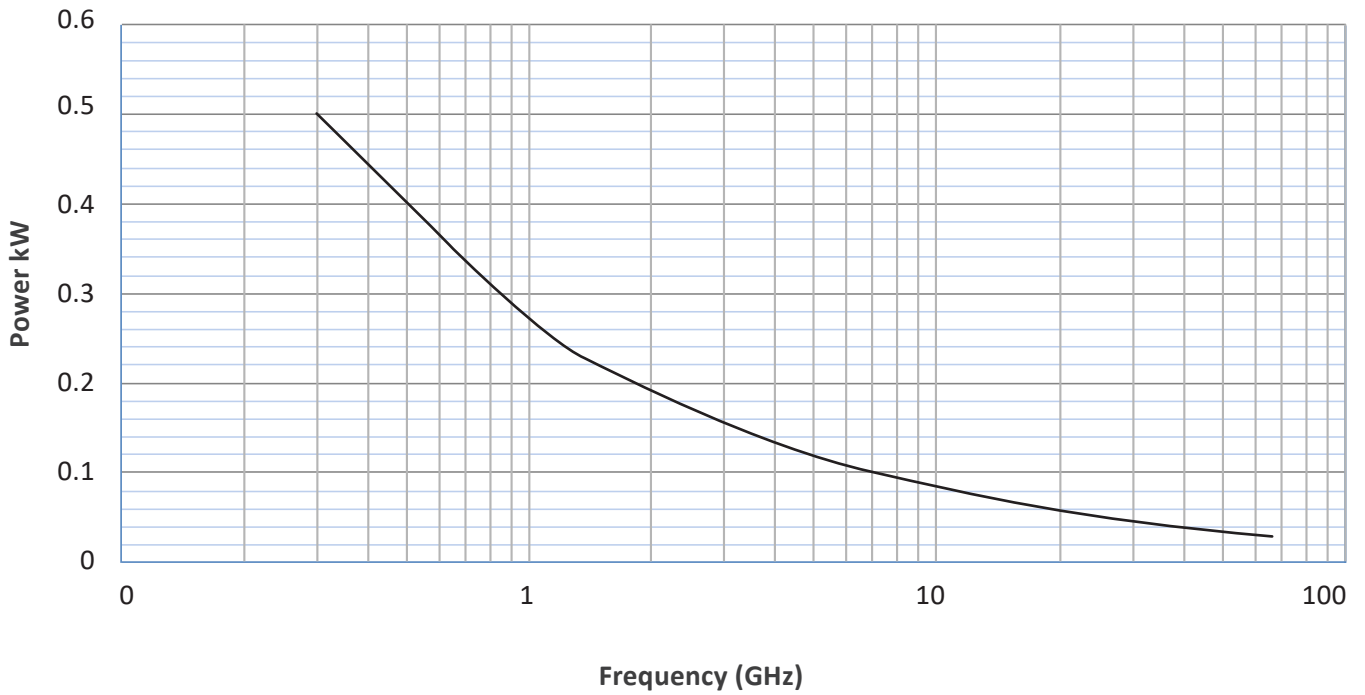
VN40 Average Power



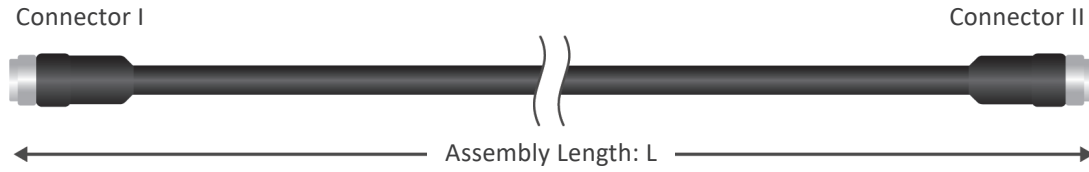
VN67 Attenuation



VN67 Average Power



Selecting The Suitable Cable: Part Number Construction



Cable Type-Length Conn (I)Conn (II) - N

VN26-00635 NDM NDF-A



1	Cable Type	Cable Code
	VEROVNA Operating @ Max 26.5GHz	VN26

2	Length Requirement	Length Code
	635mm	00635

3	Connector (I)	Connector Code
	NMD 3.5mm Male	NDM

4	Connector (II)	Connector Code
	NMD 3.5mm Female	NDF

5	With Armor	No Armor
	A	Not Applicable

Criteria for Connector Selection

Connector Type	Mate	Connector Code			Max Operating Frequency (GHz)	VN18	VN26	VN40	VN50	VN67
NMD 7mm	-	N	7	0	18.0	●				
NMD 3.5mm	M	N	D	M	26.5		●			
APC 3.5mm	F	D	M	F	26.5		●			
NMD 3.5mm	F	N	D	F	26.5		●			
NMD 2.92mm	M	N	K	M	40.0			●		
APC 2.92mm	F	K	M	F	40.0			●		
NMD 2.92mm	F	N	K	F	40.0			●		
NMD 2.4mm	M	N	L	M	50.0				●	
APC 2.4mm	F	L	M	F	50.0				●	
NMD 2.4mm	F	N	L	F	50.0				●	
NMD 1.85mm	M	N	V	M	67.0					●
APC 1.85mm	F	V	M	F	67.0					●
NMD 1.85mm	F	N	V	F	67.0					●

Available Standard Connectors

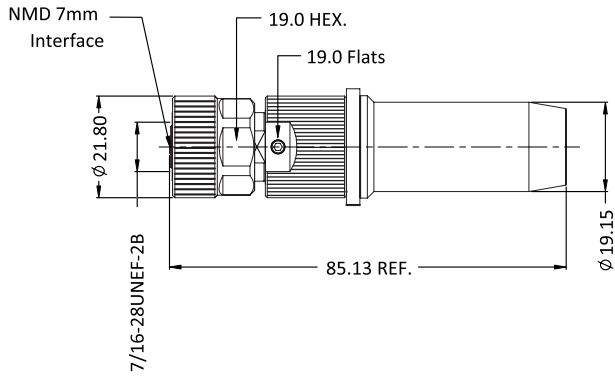
VN18

Type

NMD 7mm

Code

N70



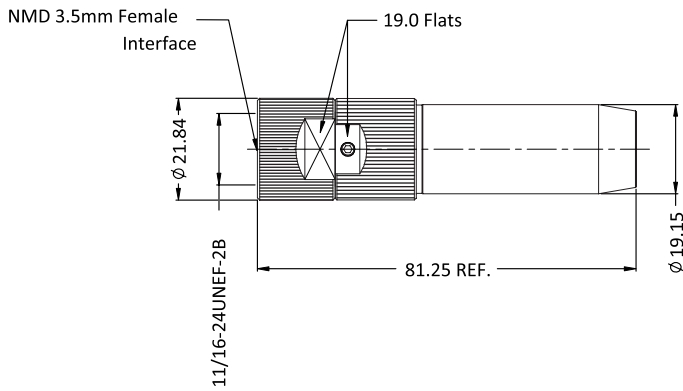
VN26

Type

NMD 3.5mm Female

Code

NDF

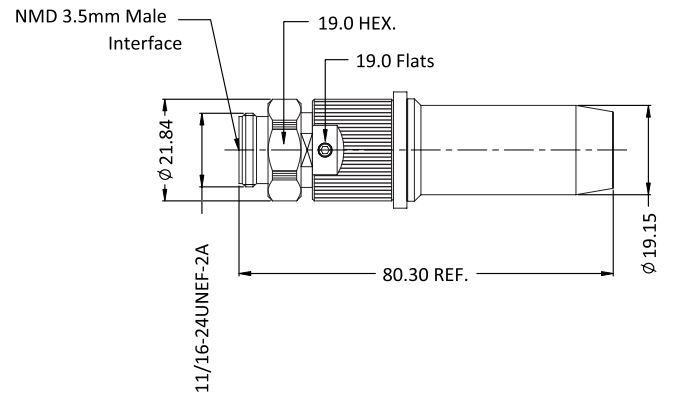


Type

NMD 3.5mm Male

Code

NDM

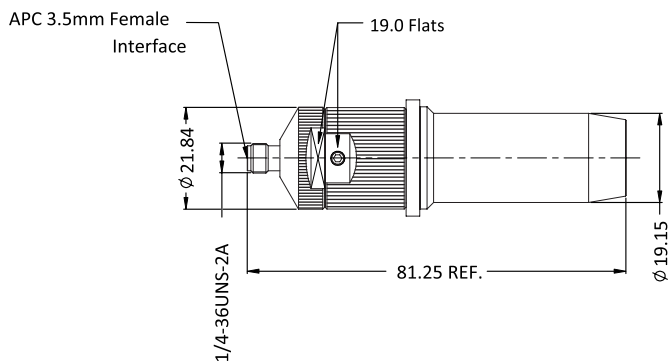


Type

APC 3.5mm Female

Code

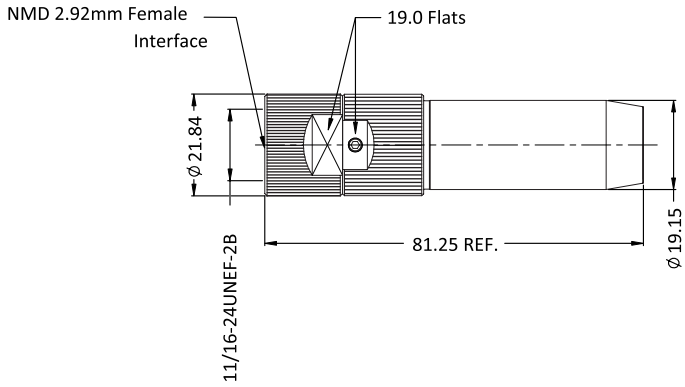
DMF



VN40

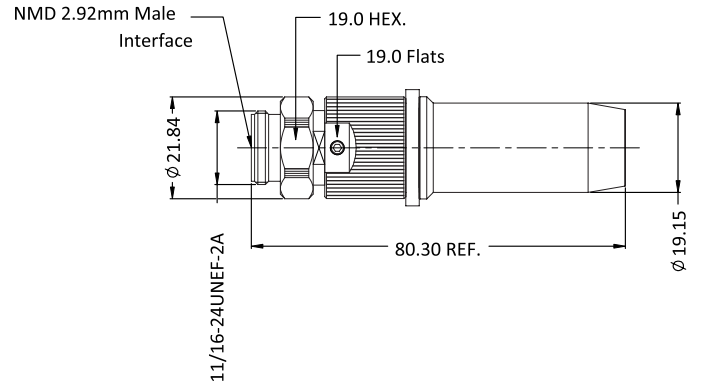
Type NMD 2.92mm Female

Code NKF



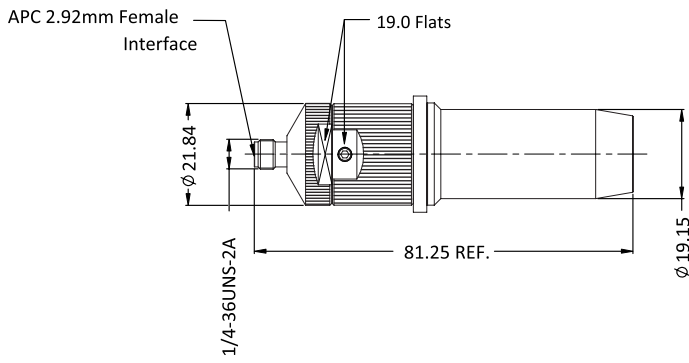
Type NMD 2.92mm Male

Code NKM



Type APC 2.92mm Female

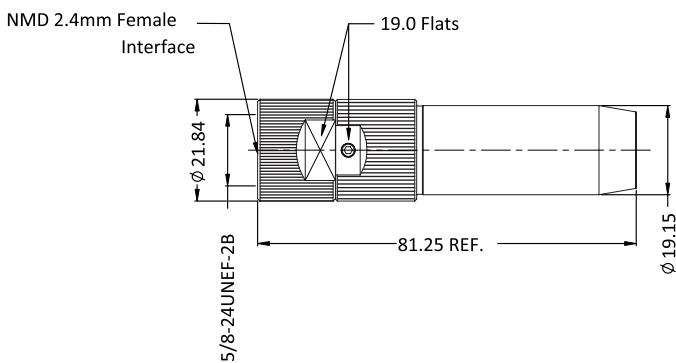
Code KMF



VN50

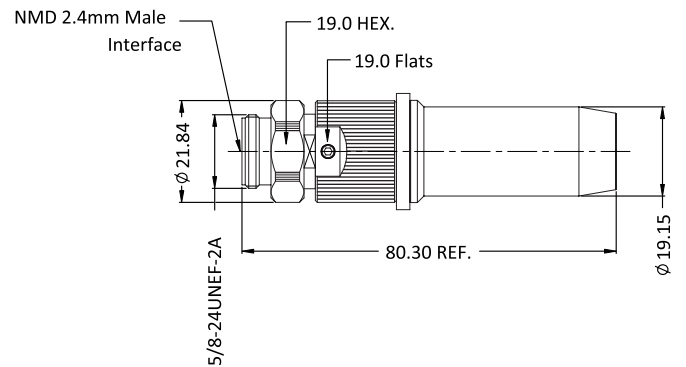
Type NMD 2.4mm Female

Code NLF



Type NMD 2.4mm Male

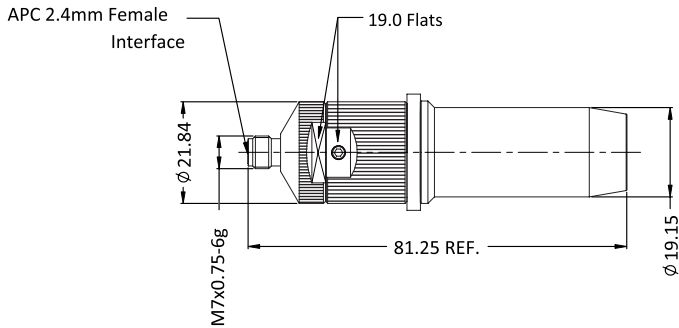
Code NLM



VN50

Type APC 2.4mm Female

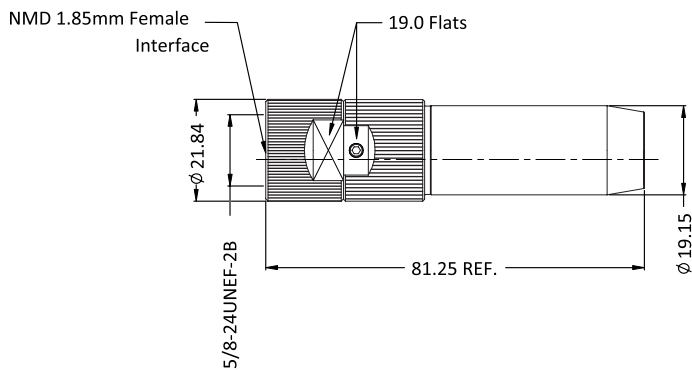
Code LMF



VN67

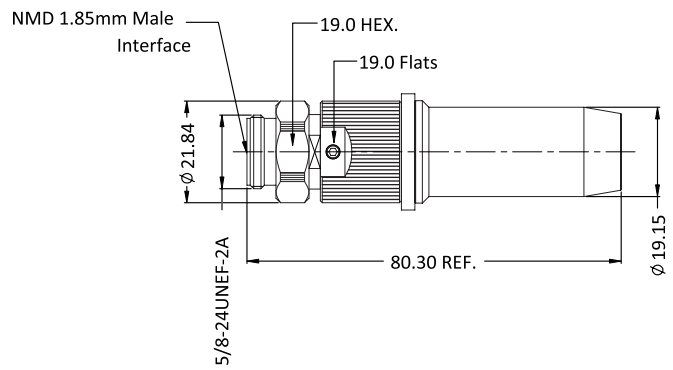
Type NMD 1.85mm Female

Code NVF



Type NMD 1.85mm Male

Code NVM



Type APC 1.85mm Female

Code VMF

